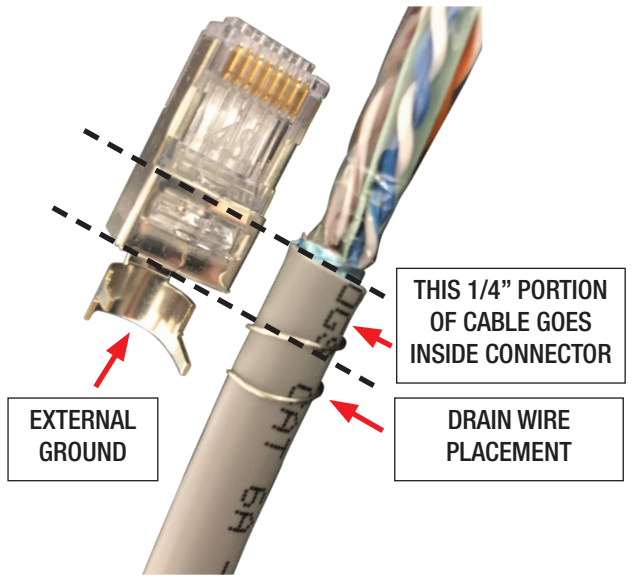



External Ground


Use with shielded cable to ensure a good ground. This sheet illustrates the method and placement of the copper foil strip in relationship to the shielded RJ45 connector with an external ground design.



1
This shows the position of the drain wire wrapped around the cable jacket. It is in line with the external ground at the backend of the RJ45.



2
Start your copper foil strip in the same direction as your drain wire and continue to wrap until fully wrapped.



3
Insert prepped cable into the shielded RJ45 with external ground ready to be terminated!